



HAND CRAFTED BY AUSTRALIA'S MOST AWARDED LUXURY MOTOR YACHT BUILDER

IN A LEAGUE OF ITS OWN

Welcome aboard the Riviera 72 Sports Motor Yacht




In a league of its own

The world premiere of Riviera's Sports Motor Yacht design in 2017 has given luxury motor yacht owners the opportunity to fulfil their dream of exhilarating sports performance complemented by a wide range of luxury lifestyle appointments. Both the 72 and 68 Sports Motor Yacht models answered the demand for a long-range luxury motor yacht that excels in all water sports from fishing to paddle boarding to diving. ■ With the new 64 and 50 models, Riviera have taken the essential DNA of their Sports Motor Yacht design and scaled it to satisfy those wanting that same sports performance and blue water capability. ■ Owners have embraced this new and innovative design and we now have Riviera Sports Motor Yacht owners enjoying the Mediterranean, South-East Asia, the Caribbean, the South Pacific and the Whitsundays. ■ Proudly built in Australia, the Riviera Sports Motor Yacht is in a league of its own.



Rodney Longhurst
Owner Riviera







Riviera 72 Sports Motor Yacht - Long-range and luxurious

A smooth and quiet ride at speed and renowned Riviera luxury appointments ensure that this blue-water yacht has it all. ■ The Riviera design team in collaboration with 4D designs have created this unique series of sports motor yachts, inspired by a wish list from our global family of experienced Riviera owners. Now you and your loved ones can celebrate true long-range luxury adventure the Riviera way. Or simply escape from the everyday for a relaxing weekend away. ■ Onboard your Riviera Sports Motor Yacht, you will fall under an exotic spell in the absolute lap of luxury, relaxing in complete tranquillity or revelling in adventure, exploring, diving, snorkelling, kayaking, fishing, creating and sharing truly memorable moments with family and friends – for as long as your schedule allows or heart desires.



Step aboard and start your next adventure

Riviera Sports Motor Yachts are uniquely specified craft that share a single vision of unlimited adventure in absolute luxury. ■ The large cockpit opens up a whole world of sporting opportunities. ■ The alfresco deck is the entertaining centre offering privacy and shelter from the elements. ■ Step easily from the dock and enter via the outward opening transom doors. At anchor, both these doors open a full 180 degrees and lock flat against the transom, extending the cockpit out to the boarding platform. ■ The cockpit has ample storage as well as a fridge/freezer, separate icemaker and a barbecue station with wet bar and sink all protected by gas strut assisted lids, with LED lighting and an internal gloss finish makes cleaning easy. ■ Imagine: it's sunset and you've found the perfect anchorage in a secluded bay. Another magic moment savoured and shared from the cockpit of your 72 Sports Motor Yacht.







Exceptional foredeck access and relaxation

Riviera's Sports Motor Yachts feature deep and wide side decks illuminated at night in soft blue LED light, the sure-footed grip of non-skid surfaces and the reassuring support of 316 marine grade stainless steel handrails all designed to make movement aboard just so easy. ■ The foredeck on the 72 SMY is a versatile space at anchor or underway – to launch or retrieve the tender, for sightseeing, entertainment or relaxation. The foredeck boasts plentiful storage lockers and is where most owners choose to securely store their tender. Launching of the tender is effortless courtesy of a low-profile boom davit. ■ At anchor the foredeck transforms into a fabulous entertaining area with supremely comfortable fold away lounges creating a U-shaped, 8 seater relaxation zone complete with generous ice boxes for cool drinks and a dedicated four speaker sound system with smartphone interface. There's even the option of a sunshade awning. Glorious.



The allure of the alfresco deck

A beautiful space, offering protection from the elements, the alfresco deck is the entertaining centre of your yacht. ■ To fully appreciate this clever design, slide open the tinted glass door, then open out the large tinted glass awning window, both framed in superior stainless steel. Now the alfresco connects and flows through to the galley and ssloon. An alfresco bar featuring two swing-out stools and a solid surface benchtop with fridge below makes entertaining easy. ■ Looking back to the cockpit there are two supremely comfortable L-shaped lounges either side, each served by superbly crafted folding teak tables. Large insulated lockers are located under the seats. ■ Completing the picture of this relaxed luxury lifestyle is an LED TV with four-speaker system that folds down from above for those moments that must be seen and shared live. You'll love relaxing and entertaining in the alfresco deck.





Designer galley with every detail carefully considered

The galley of a Riviera Sports Motor Yacht could easily pass for a fine designer kitchen and you can expect lots of company from your guests along with the best kind of kitchen ergonomics. ■ Premium stainless steel appliances are all beautifully integrated into the handcrafted Riviera joinery of varnished exotic timbers and solid surface benchtops. Additional storage lockers are built in overhead, along with large pull-out pantry and pot drawers. There are four refrigerator drawers and two freezer drawers to help you provision for extended time aboard. ■ Everything you need to create gourmet meals in no time; a combination oven and microwave with grill, 4-element induction cooktop with pot holders and rangehood. And when it's clean-up time the large efficient dishwasher is always appreciated. ■ Riviera have set the standard in galley design, always creating an inspired space to enjoy.







Unwind in the large and luxurious saloon

The longer time you spend aboard, the more you will delight in all the refinements and comfort of your saloon, your private retreat – a place to unwind. ■ Here our designers have captured a wonderful ambiance, using the finest fabrics and leatherette panelling, always peaceful with the comfort of reverse cycle air conditioning. ■ Ahead of the galley to starboard is the L-shaped leather lounge dining area with polished timber table – cleverly designed to fold at both ends and manually slide sideways. And directly opposite is another L-shaped lounge to stretch out and relax. ■ The saloon lounge area can also become a media room with an LED TV located forward of the galley and a superb sound system hidden in the cabinetry powers 5 surround sound speakers in the saloon with two more in the alfresco deck. ■ What else will impress? Frankly everything; including the handcrafted internal saloon staircase leading to the flybridge and the space-saving port side door giving you quick easy access to the side and foredeck.



The welcoming glow of luxury

In the accommodation deck, you'll find a level of appointments normally only associated with the finest hotels. So, enter the timber-finished companionway and immediately notice the headroom, space and welcoming light... a discreet guiding glow of soft LED lighting throughout. You'll feel pampered straightaway. ■ Large hull windows provide natural light and magnificent outward vision from all staterooms and ensuites. ■ When the finest materials are married with superior flair, true luxury is created. That's exactly what you and your guests will experience on the accommodation deck of your Riviera Sports Motor Yacht.

Classic or Presidential master stateroom design

The design of your accommodation deck offers a choice between the four stateroom, four bathroom Classic or the three stateroom, four bathroom Presidential – the latter boasting a large and luxurious full-beam master stateroom. ■ There is also the option of a private entry crew cabin, or teenage retreat or utility room for storing all your water sports equipment. ■ In both Classic or Presidential design, your master ensuite bathroom is pure luxury; a beautifully handcrafted vanity cabinet, solid surface benchtop, designer full-sized shower and more, the effect is both appealing and contemporary.







Indulge in your own private retreat

Whether you select the Classic or Presidential design, the generous space and luxe style of your master stateroom will delight. Hull windows fill the suite with natural light and a special feeling of being at one with your surrounds. The walk-around, king island bed is pure heaven and features a plush headboard in concert with lush deep pile carpet. Boutique bedside tables of course, and these are grain matched with leather inlays. Naturally both the master and ensuite bathroom feature reverse-cycle air conditioning. ■ With the full-beam Presidential design your ensuite bathroom is located forward on the starboard side creating room for a highly polished timber drawer bureau port side and a matching timber writing desk to starboard complete with leatherette inlay and facing seats. ■ The Classic design has your ensuite bathroom on the starboard side with a clever privacy glass screen that can switch from opaque to clear at the press of a button. So when your ensuite is not in use you can enjoy full-beam views from your king island bed. Again the feeling is spacious with a port side window seat and a handsome timber drawer bureau. ■ When it comes to storage we know you will plan on being away for extended periods. Hence your bed hinges up as if weightless on gas struts, providing easy access to a handy storage area perfect for suitcases and spare bedding. ■ Your floating retreat with full length, cedar-lined 'his' and 'hers' hanging space and cedar shelves. There's also a thoughtful Riviera extra... a safe for your valuables. Relax and unwind. Your LED TV with soundbar is standing by waiting to entertain.



Give your guests the VIP treatment

On board your magnificent Riviera 72 Sports Motor Yacht, guests receive VIP treatment with the breathtaking forward guest stateroom. You could be forgiven for mistaking it for the master, such is the level of comfort, finish and appointments. ■ The walk around island bed is queen-sized with a distinctive upholstered headboard. Notice the LED lighting situated here too, and the superb, handcrafted cabinetry. That's in addition to large 'his' and 'hers', cedar-lined hanging lockers, as well as more storage under the island bed. ■ There's plush pile carpet underfoot, stylish hull windows perfectly framing the natural beauty outside as well an LED TV and sound system. Enjoy the comfort of reverse-cycle air conditioning or open the hatches above and catch a beautiful sea breeze ■ The adjoining VIP ensuite is a wholly contemporary designer space. Your guests will feel pampered by peerless Riviera appointments including a handcrafted designer vanity, full-sized shower with frameless glass door even the luxury of a tinted hull window with opening porthole.







A very clever guest stateroom port side

The guest stateroom to port has a unique and inspired touch of flexibility. Simply press a button and the inboard single berth will smoothly slide across to form a beautiful restful double. ■ There's ample storage, reverse cycle air conditioning, deep pile carpet underfoot and LED lighting overhead. Guests will appreciate the LED TV and entertainment centre, cedar-lined hanging locker and hull window with opening porthole. ■ They will also be pleasantly surprised by the space, luxuries and design flair of the dual entry ensuite with frameless, full sized shower, designer vanity, solid surface benchtop and large mirrors.

A Classic addition

In the Classic design the additional guest stateroom is located starboard and features two adult-sized Pullman-style beds overlapping at 90 degrees, plush carpet, cedar-lined hanging locker with LED lighting, reverse-cycle air conditioning and private entrance door. Guests share the combination ensuite of the third stateroom via the day head entry. ■ This cabin also enjoys natural light from the tinted hull window and fresh sea air at anchor, courtesy of an opening porthole.



A and B Port guest stateroom offers versatility as twin single berths slide together at the touch of a button to create a double.

The sensational flybridge

There is so much that is exciting and innovative about the flybridge of your Sports Motor Yacht – it is a story that needs to be told in two parts: the enclosed internal flybridge area and the exterior aft flybridge deck. ■ Inside – you'll be immediately impressed by the superb all-round visibility courtesy of wrap around tempered, tinted glass. Long-range luxury means even at full throttle, the flybridge of Riviera's flagship 72 is extremely quiet – and that ambience extends throughout. ■ Enjoy the plush comfort of the L-shaped designer lounge complete with matching ottoman coffee table. There's a drawer refrigerator nearby for cool drinks as well as a fold-out double bed to provide additional accommodation for overnight guests. Opposite the forward helm to starboard is another lounge where guests can stretch out, relax and chat to the skipper whilst underway. ■ Feel the urge for entertainment? Standing by is the LED TV entertainment centre with smartphone interface and six speaker sound system. ■ Outside – is an upstairs equivalent of Riviera's signature alfresco flowing deck complete with L-shaped lounge, folding timber table and a wet bar. Fully equipped with fridge drawer, ice maker, sink and bench top, the flybridge aft deck becomes a splendid private retreat or another alfresco entertaining area. ■ The aft deck also provides excellent visibility for docking or sport fishing by providing fingertip joystick control with electric steering and state of the art electronic and engine systems.







Enhanced lifestyle and operation, at the touch of a button

Riviera's adoption of enhanced technology for both onboard lifestyle and ease of operation is evident right throughout this flagship, not least in the flybridge and helm station. Two outstanding examples: a touch button electric sunroof housed in the flybridge headliner - with heat film tinted glass - opens the space, and the senses.

- Putting your skipper and crew in single-glance control are cameras to the saloon, bow anchor, cockpit and engine room - with direct feeds to your helm navigation screens. These are but two examples of Riviera-style technology application. Effortless, easy and considered.



The joy of being in command

Cast off and explore a world full of secluded bays and new ports now within your reach. The helm is located port side, with fully adjustable captain and companion chairs and a console brimming with superior technology. The functionality of all the operating systems, helm controls and touchscreens have been ergonomically designed and engineered for total ease and efficiency. ■ Riviera's flagship 72 Sports Motor Yacht is shaft-driven with power provided by a choice of twin MAN V12 1,800hp or V12 2,000hp turbo diesel engines. Imagine the pure joy of being in command of one of these craft. - effortless acceleration, quick to plane, quiet and deceptively fast. ■ This unique luxury motor yacht has long-range, blue-water capability you have to experience to fully appreciate. The art of the escape has never been more fulfilling. Or simpler to command.







Innovative separate access below

From the alfresco deck take the forward port side door down the staircase to the day head and adjacent crew cabin or utility room. ■ It's a clever, convenient design providing separate access below. Now, accessing the bathroom no longer means traversing through the saloon with wet or sandy feet. The day head and shower doubles as a bathroom for the crew cabin. With its own private entrance door, reverse cycle air conditioning, an option of one or two Pullman-style beds, storage locker and opening porthole, the crew cabin features a standard of appointments you expect from Riviera. ■ This is another clever Riviera SMY feature. Here you have a range of choices. To accommodate additional guests, accommodate crew, or deploy as a utility room to store all your fishing, diving and water sports equipment.

Pack a little lighter


Your 72 Sports Motor Yacht has a laundry station located at the base of the stairs adjacent to the aft day head. A stacked washer and dryer provide an efficient solution to all the fresh laundry needs of everyone on board. So, you can pack a little lighter and enjoy your adventures for as long as you like.





Engineering beyond comparison

Which manufacturer of world class engines would drive the long distance yacht of our owners' dreams? From the myriad of decisions we faced during planning and design phases, this was the most crucial. ■ It was a decision that affected everything: sports performance, comfort, range, every offshore journey - and everyone onboard. It had to be 100% right. ■ Behind the watertight entry door you'll discover a full stand-up engine room... an engine room boasting acoustic and thermal insulation, LED lighting, non-slip walkways, a secondary access point for service personnel from the cockpit... all spotless and gleaming. An engine room worthy of housing legendary twin V12 MAN diesel engines coupled to V-drive Seatorque shafts, as standard - the best of the best. ■ Ultimately, deciding on MAN was an easy decision. Their high tractive power, compact design, impressive fuel economy and unrivalled reliability were all strong recommendation. But something extra, something beyond drove our final decision. To see it for yourself, look closely at the sophisticated MAN technology and superior design sense you see showcased opposite. ■ The Riviera 72 Sports Motor Yacht features aft docking stations with Twin Disc hydraulic thrusters with station-hold among its systems. The 1,800hp or 2,000hp MAN engines with V-drives and Seatorque shafts deliver unprecedented new levels of smoothness. The low sound levels in the bridge at cruise - and lack of vibration, creates a truly first-class experience. ■ Next generation CZone digital switching interfaces with iPads to offer total and monitoring control. Like all the sophisticated new technology you see incorporated in the engine room - indeed right throughout these craft - it is easy to use and designed to make the lives of everyone onboard, skippers and guests alike, richer and more fulfilling. ■ We went beyond so you can too: in complete safety, luxury and confidence.







Engineering excellence

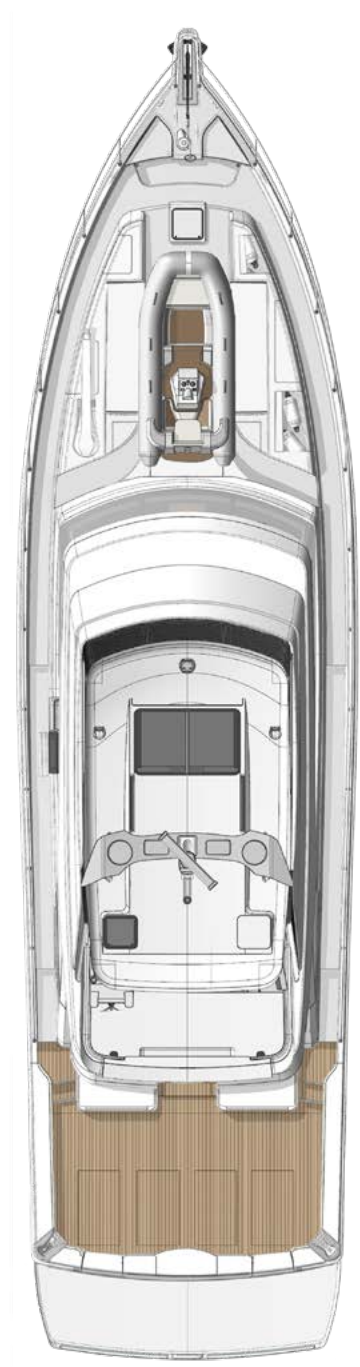
Each model features a full stand-up engine room, while the strong and superior strength hull of the 72 SMY has been developed by the Riviera design team in collaboration with Frank Mulder Design in the Netherlands – three-time naval architects of the ‘Fastest Yacht in the World’. ■ We have also tank-tested the 72 hull at the Wolfson Unit for Marine Technology and Industrial Aerodynamics at the University of Southampton, England to ensure we have maximised hull efficiency and performance. ■ Shown opposite is the tank test model running at a simulated 35 knots.

Electrical excellence

All batteries onboard the Sports Motor Yacht are maintenance-free to ensure carefree boating and are housed in special battery boxes in accordance with American Boating and Yacht Council (ABYC) and the European Union’s CE industry standards. ■ The house power is 24-volt, which allows for simpler charging, lower current draw and smaller cables (further reduced weight) than equivalent 12-volt systems. The Mastervolt inverter provides power to the icemaker, entertainment systems and all outlets onboard. ■ LED lighting is utilised throughout and provides trouble-free boating while reducing electrical current draw. The lamps use less than 10 per cent of the power required to run a halogen lamp — no bulbs mean no maintenance and long service life. Additionally, Residual Current Device/Ground Fault Circuit Interrupter (RCD/GFCI) provides protection over the entire yacht and also complies with ABYC and CE standards.

The tank test model running at varying simulated speeds: A 25 knots B 30 knots C 35 knots.

Riviera 72 Sports Motor Yacht



Teak Cockpit Floor (option)



Hydraulic 550kg Davit standard - Tender (option)



Optional forward deck design



Classic design and utility room (standard)



Presidential design with Crew design (option)

Specifications

Length Overall (inc. swim platform and bow sprit)	23.86 m	78' 3"	Sleeping Capacity	8-11 persons	
Hull Length (Lh to ISO8666) *	22.02 m	72' 3"	Cockpit Area	16.32 m ²	175.67 ft ²
Beam (inc. gunwale)	6.00 m	19' 8"	Mezzanine Deck	10.26 m ²	110.44 ft ²
Maximum Draft (inc. props)	1.95 m	6' 5"	Total	26.58 m ²	286.10 ft ²
Dry Weight (approx.) **	54,595 kg	120,361 lbs	Bridge Clearance	7.68 m	25' 2"
Fuel Capacity ***	10,200 L	2,695 US gal	Engine Option		
Water Capacity ***	1,000 L	263 US gal	MAN V12 Shaft Drive 1800 x 2	1,324 kW	1,800 hp each
Holding Tank Capacity ***	600 L	159 US gal	Engine Option		
			MAN V12 Shaft Drive 2000 x 2	1,471 kW	2,000 hp each

*Specifications may vary on a regional basis.

Specification clarification

* Length of the hull (Lh) to ISO8666: Includes all structural and integral parts (ie. the moulded length of the hull). It excludes parts that can be removed in a non-destructive manner without affecting the structural integrity of the craft, (eg. pulpits, outdrives, driving platforms, rubbing strakes).

** Dry weight represents the estimated minimum weight of a yacht with standard engines and options, no fuel or water on board, no equipment or provisions and no personnel. The stated dry weight may be exceeded.

*** Denotes net tank capacity. For useable capacity do not rely on more than 90% of tank capacity. Actual capacity will vary according to yacht trim and sea state. Speeds are subject to normal weather conditions, fuel and/or water levels, passengers and equipment loads.

Our care for your information

Due to the constant refinement of specifications and design by Riviera Australia, the information in this document may change without notice. Specifications may vary with time and by region. Some images or illustrations in this brochure may include options or custom details. ■ Please note that as safety equipment specifications or standards vary by country, this aspect of your purchase will need to be completed by yourself and or your Riviera representative. ■ Please refer to your Riviera representative for specific warranty cover and the latest detailed list of inclusions and options prior to purchase.

